



Leveraging a Canadian Turnkey Operation

ScoZinc Mining

Mineral Resources and **Mineral Reserves**

Permitted Operation

Fully Built Mine and Mill

Tier 1 Jurisdiction (Nova Scotia, Canada)

No Debt

Near-term **Commercial Production** with a **Low Life-of-Mine C1 Cash Cost**



Forward Looking Statements

The information contained in this Presentation is derived from estimates made by the Company, information that has been provided to the Company by other parties, and otherwise publicly available information concerning the Company and does not purport to be all-inclusive or to contain all the information that an investor may desire to have in evaluating whether or not to make an investment in the Company. It is not intended to be relied upon as advice to investors or potential investors and does not take into account the investment objectives, financial situation or needs of any particular investor. No person has been authorized to give any information or make any representations other than those contained in this Presentation and, if given and/or made, such information or representations must not be relied upon as having been so authorized. The information and opinions contained in this Presentation are provided as at the date of this. This Presentation contains forward-looking information within the meaning of Canadian securities legislation and forward-looking statements within the meaning of the United States Private Securities Litigation Reform Act of 1995. This information and these statements, referred to herein as forward-looking statements, are not historical facts, and indicate the Company's expectations and are made as of the date of this Presentation and include without limitation, statements regarding discussions of future plans, projections, objectives, estimates and forecasts and statements as to management's expectations with respect to, among other things, the size and quality of the Company's mineral reserves and mineral resources, potential mineralization, and possible extensions of zones. In addition, estimates of mineral reserves and mineral resources may constitute forward looking statements to the extent they involve estimates of the mineralization that will be encountered if a property is developed. These forward-looking statements involve numerous risks and uncertainties, and actual results may vary from the expectations described herein. Important factors that may cause actual results to vary include without limitation, completion of certain transactions, receipt of any requisite approvals, changes in commodity and power prices, changes in interest and currency exchange rates, risks inherent in exploration results, timing and success, inaccurate geological and metallurgical assumptions (including with respect to the size, grade and recoverability of mineral reserves and resources), unanticipated operational difficulties (including failure of plant, equipment or processes to operate in accordance with specifications, cost escalation, unavailability of materials, equipment and third-party contractors, delays in the receipt of government approvals, industrial disturbances or other job action, and unanticipated events related to health, safety and environmental matters), political risk, social unrest, and changes in general economic conditions or conditions in the financial markets. In making the forward-looking statements in this Presentation, the Company has applied several material assumptions, including without limitation, the assumption that any additional financing needed will be available on reasonable terms.

Additional factors that could cause actual results to differ materially from those expressed or implied by such forward-looking statements include, among other factors: (1) weak commodity prices and general metal price volatility, which in the past have fluctuated widely and which could affect the profitability of the Company's operations and financial condition; (2) the state of the global economy and economic and political events, including the deterioration of the global capital markets, affecting metal supply and demand and economic and political events affecting metal supply and demand; (3) risks related to recent market events and conditions including the Company's access to credit and capital; (4) securing, maintaining and the nature of regulatory permits and approvals and the costs of complying with environmental, health and safety laws and regulations necessary to the Company's current and anticipated operations; (5) the ongoing availability and cost of operational inputs including expertise, labour, reagents, water, power and equipment; (6) fluctuations in ore grade, operating costs or ore tons milled; (7) geological, technical, mining or processing problems; (8) fluctuations in foreign currency exchange rates, particularly the Canadian dollar/U.S. dollar exchange rate (9) the advice the Company has received from its consultants and advisors relating to matters such as mineral resource and mineral reserve estimates, metallurgy, permitting and environmental matters is reliable and correct and, in particular, that the models, dilution strategies and mining recovery estimates used to calculate mineral resources and mineral reserves are appropriate and accurate; (10) risks involved in current or future litigation or regulatory proceedings; (11) future changes that may occur in the life-of-mine plan and/or the ultimate pit design; (12) risks related to the Company's ability to successfully produce zinc profitably; (13) uncertainty in the Company's ability to fund and risks related to the availability of funding the development of its mineral properties or the completion of further development and exploration programs; (14) risks related to differences between US and Canadian practices for reporting resources and reserves; (15) risks related to future drilling results which may not produce reserves and resources that can be mined or processed profitably; (16) risks related to the Company's mineral reserves and mineral resources figures being estimates based on interpretations and assumptions which may result in less mineral production under actual conditions than is currently estimated (17) risks related to the inherently dangerous activity of mining, including conditions or events beyond the Company's control; (18) risks related to the Company's land reclamation requirements which may be burdensome; (19) uncertainty regarding future requirements to fund additional reclamation work during the course of the Company's mining activities; (20) uncertainty relating to the Company's ability to attract and maintain qualified management to meet the needs of its anticipated growth, and risks relating to its ability to manage growth effectively; (21) risks related to the Company's mineral properties being subject to prior unregistered agreements, transfers, or claims and other defects in title; (22) risks related to the Company's history of losses, which may continue in the future; (23) risks related to increased competition that could adversely affect the Company's ability to attract necessary capital funding or acquire suitable properties for mineral exploration and development in the future; and (24) risks related to the Company's officers and directors becoming associated with other natural resource companies which may give rise to conflicts of interests. This list is not exhaustive of the factors that may affect any of the Company's forward-looking statements. The Company cannot assure you that any of these assumptions will prove to be correct.

The words "guidance," "expect," "anticipate," "estimate," "may," "will," "should," "intend," "believe," "target," "budget," "plan," "projection" and similar expressions are intended to identify forward-looking statements. Information concerning mineral reserve and mineral resource estimates also may be considered forward-looking statements, as such information constitutes a prediction of what mineralization might be found to be present if and when a project is actually developed. These factors

should be considered carefully, and readers should not place undue reliance on the Company's forward-looking statements. The Company believes that the expectations reflected in the forward-looking statements, including future-oriented financial information, contained in this Presentation and the documents incorporated by reference are reasonable, but no assurance can be given that these expectations will prove to be correct. In addition, although the Company has attempted to identify important factors that could cause actual actions, events or results to differ materially from those described in forward-looking statements, including future-oriented financial information, there may be other factors that cause actions, events or results not to be as anticipated, estimated or intended. The Company undertakes no obligation to disclose publicly any future revisions to forward-looking statements, including future-oriented financial information, to reflect events or circumstances after the date of this Presentation or to reflect the occurrence of unanticipated events, except as expressly required by law. Additionally, the forward-looking statements, including future-oriented financial information, contained herein are presented solely for the purpose of conveying our reasonable belief of the direction of the Company and may not be appropriate for other purposes.

The risks and assumptions are described in more detail in the ScoZinc Mining Ltd. audited financial statements and MD&A for the year ended December 31, 2019 under the ScoZinc Mining Ltd. company profile on the SEDAR website at www.sedar.com. The Company does not assume the obligation to revise or update these forward-looking statements after the date of this Presentation or to revise them to reflect the occurrence of future unanticipated events, except as may be required under applicable securities laws.

National Instrument 43-101 Compliance

Unless otherwise indicated, the Company has prepared the technical information in this Presentation ("Technical Information") based on information contained in the technical reports, news releases, material change reports and financial statements and quarterly and annual consolidated financial statements and management discussion and analysis (collectively the "Disclosure Documents") available under the ScoZinc Mining Ltd. company profile and available on SEDAR at www.sedar.com. Some of the information in this Presentation has been updated for events occurring subsequent to the date of the technical reports. Each Disclosure Document was prepared by or under the supervision of a qualified person (a "Qualified Person") as defined in National Instrument 43-101 – Standards of Disclosure for Mineral Projects of the Canadian Securities Administrators ("NI 43-101"). Technical information in this presentation is based on the following NI 43-101 - compliant technical report: 1) The 2019 Mineral Resource Estimation for Scotia Mine dated January 2020 entitled "Mineral Resource Estimation for Scotia Mine, Nova Scotia, Canada" ("2019 MRE") prepared for ScoZinc Mining Ltd. by SRK Consulting (U.S.), Inc. 2) The 2020 Preliminary Feasibility Study for the Scotia Mine dated July 2020 entitled "Pre-Feasibility Study for the Scotia Mine, Nova Scotia, Canada" ("2020 PFS") prepared for ScoZinc Mining Ltd. by SRK Consulting (U.S.), Inc., Ausenco Engineering Canada Inc., Terrane Geoscience Inc., and MineTech International Limited. Readers are encouraged to review the full text of the Disclosure Documents which qualifies the Technical Information. Readers are advised that Mineral Resources that are not Mineral Reserves do not have demonstrated economic viability. The Disclosure Documents are each intended to be read as a whole, and sections should not be read or relied upon out of context. The Technical Information is subject to the assumptions and qualifications contained in the Disclosure Documents.

Information Concerning Mineralization and Resources

Unless otherwise indicated, all resource estimates contained in this presentation have been prepared in accordance with NI 43-101 and the Canadian Institute of Mining, Metallurgy and Petroleum Classification System in compliance with Canadian securities laws, which differ from the requirements of United States securities laws. Without limiting the foregoing, this presentation uses the terms "measured resources", "indicated resources" and "inferred resources". United States investors are advised that, while such terms are recognized and required by Canadian securities laws, the United States Securities and Exchange Commission ("SEC") does not recognize them. Under United States standards, mineralization may not be classified as a "reserve" unless the determination has been made that the mineralization could be economically and legally produced or extracted at the time the reserve determination is made. United States investors are cautioned not to assume that all or any part of measured or indicated resources will ever be converted into reserves. Further, inferred resources have a great amount of uncertainty as to their existence and as to whether they can be mined legally or economically. It cannot be assumed that all or any part of the inferred resources will ever be upgraded to a higher category. Therefore, United States investors are also cautioned not to assume that all or any part of the inferred resources exist, or that they can be mined legally or economically. Disclosure of contained ounces is permitted disclosure under Canadian regulations; however, the SEC normally only permits issuers to report resources as in place tonnage and grade without reference to unit measures. Accordingly, information concerning descriptions of mineralization and resources contained in this presentation may not be comparable to information made public by United States companies subject to the reporting and disclosure requirements of the SEC.

Mark Haywood, B.Eng (Mining) (Hons), LL.B, a Qualified Person as defined by NI 43-101, supervised the preparation of and verified and approved the Technical Information contained in this presentation. All dollars noted are CAD or C\$, unless otherwise indicated.

Neither the TSX Venture Exchange nor its Regulation Services Provider (as that term is defined in the policies of the TSX Venture Exchange) accepts responsibility for the adequacy or accuracy of this presentation.

Investment Highlights

✓ Scotia Mine

- ❑ 100% owned and past producing mine near Halifax, Nova Scotia (Tier 1 Mining Jurisdiction)
- ❑ High-level care & maintenance activities ongoing with equipment in place for fast startup
- ❑ New NI 43-101 Mineral Resource Estimation
- ❑ Ausenco Mill Optimization Study completed
- ❑ First Pre-Feasibility Study (Ausenco, Terrane, SRK & MineTech)
- ❑ First NI 43-101 Mineral Reserves

✓ Opportunity for Expansion & Development

- ❑ On strike extensions (on Mineral Lease) potential identified in recent Mineral Resource Estimate
- ❑ Several nearby Zinc & Lead prospects within a short trucking distance to the Scotia Mine

✓ 2020 / 2021 Business Plan

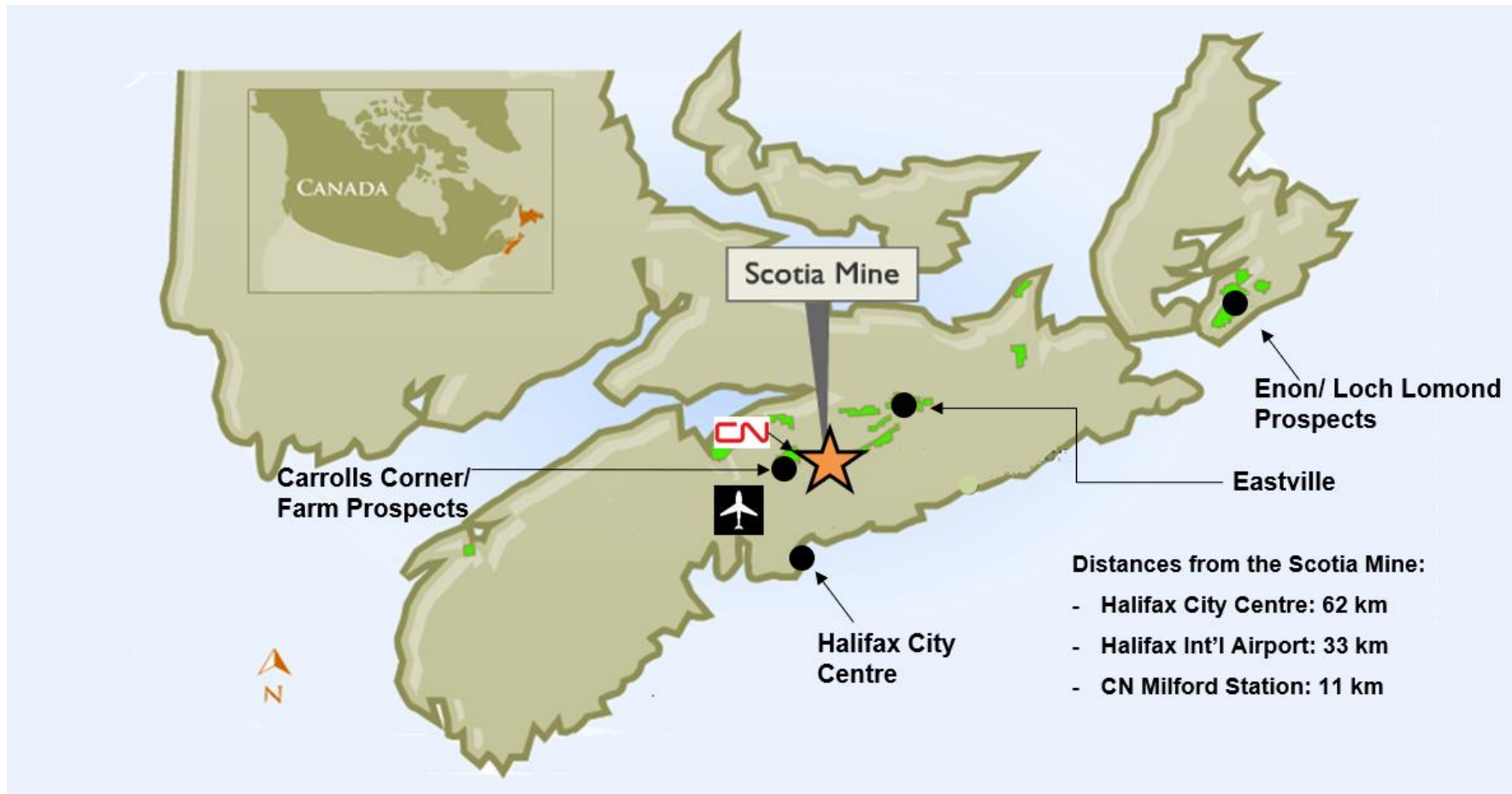
- ❑ Arrange Project Finance for the Scotia Mine startup
- ❑ Potential commercial production in 2021 / 2022

✓ Corporate

- ❑ Clean balance sheet
- ❑ COVID-19 safety measures in place
- ❑ Cost controls in place across the group

Our Projects

Nova Scotia Focus: Scotia Mine and Prospects Locations*



*For more details on our Nova Scotia based assets, please visit www.scozinc.com/projects

Our Scotia Mine: Overview

Asset Summary

Ownership

- 100% ownership by ScoZinc Limited, a wholly owned subsidiary of ScoZinc Mining Ltd.
- Large property land package (~2,353 ha) owned by ScoZinc
- Mineral Leases and Exploration Licenses, as well as processing equipment
- ScoZinc owns the real estate covering Mineral Leases
- No First Nations issues & strong community awareness

Royalties

- 2% NSR to the Government of Nova Scotia on Mining Lease
- 1% GMR to Globex on an Exploration License

Location

- 33 km SW of Halifax Stanfield International Airport
- 62 km NE of Halifax, Nova Scotia
- 62 km SW to Fairview Container Terminal in Halifax

Pre-Feasibility Study Economics

- NPV @ 8% of \$156M (Pre-Tax)
- NPV @ 5% of \$206M (Pre-Tax)
- IRR 52% (Pre-Tax)
- Payback 2.4 years, 14-year mine life
- Capital Cost C\$30.8M (including contingencies, financing & working capital)
- C1 Cash Cost of US\$0.59/lb (Average LOM)

Existing Infrastructure

- Mill, Workshops, Warehouse, Storage facilities, Waste Dumps, Tailings Pond
- Power from regional grid, water from wells and nearby river (water license)
- Railway siding 11 km from mine gate

Commercial Production Permits

- Permits in place for compliant for a start of operations
- Environmental Approvals in place to start mining with 90 days notice
- Commercial production could commence within 9-12 months of project finance

Scotia Mine: Site Layout

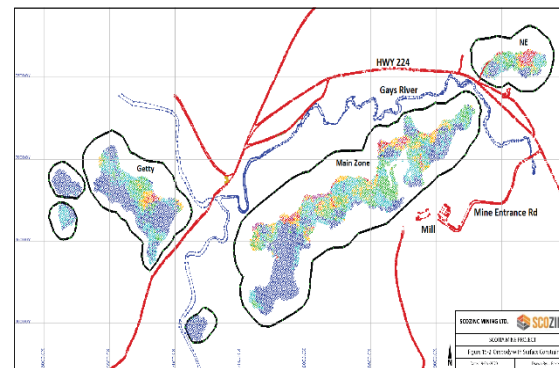
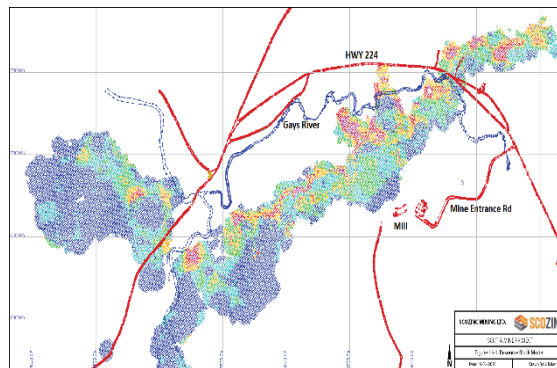
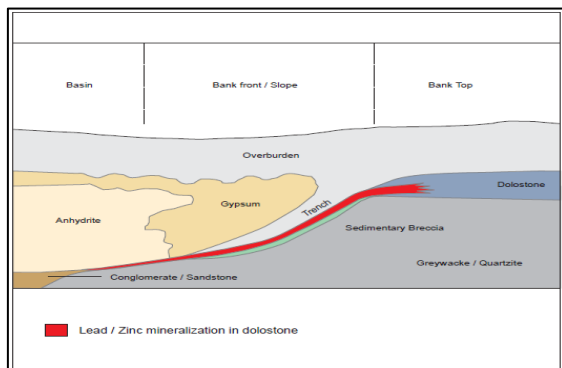


Scotia Mine: Mineral Resources

Large Mineral Resource Base with Potential to Increase Along Strike

Classification	Tonnage (t)	Zinc Grade (%)	Lead Grade (%)	Zinc Equivalent Grade (%)
Measured	4,320,000	2.57	1.32	3.83
Indicated	21,130,000	1.75	0.92	2.64
Total Measured + Indicated	25,450,000	1.89	0.99	2.84
Inferred	5,100	1.50	0.66	2.13

- (1) Mineral Estimates were prepared by SRK independent Qualified Persons, engaged by ScoZinc Mining Ltd., to NI 43-101 standards. Refer to the news release dated December 18th, 2019, a copy of which is available on the Company's website and also under the Company's profile on Sedar.com. The 2019 Mineral Resource Estimate Technical Report ("2019 MRE") was filed on Sedar.com on January 31st, 2020
- (2) For detailed resource estimation notes, please also refer to 2019 MRE



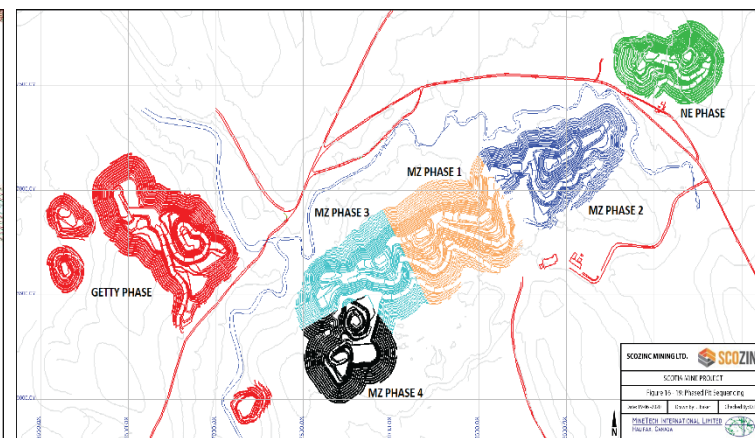
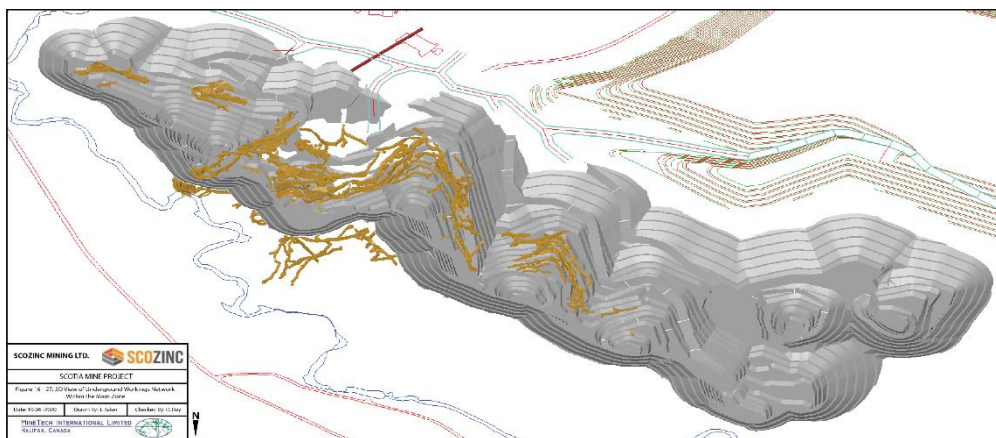
Scotia Mine: Mineral Reserves

First Mineral Reserve Statement Provides Long Mine Life & Robust Economics

Classification	Tonnage (t)	Zinc Grade (%)	Lead Grade (%)	Zinc Equivalent Grade (%)
Proven	3,370,000	2.46	1.21	3.62
Probable	10,290,000	1.88	1.07	2.91
Total	13,660,000	2.03	1.10	3.09

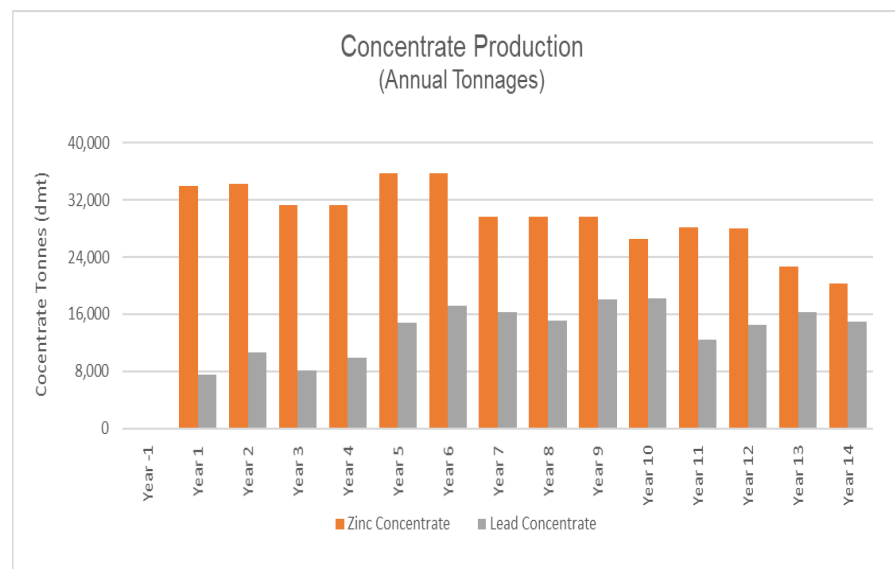
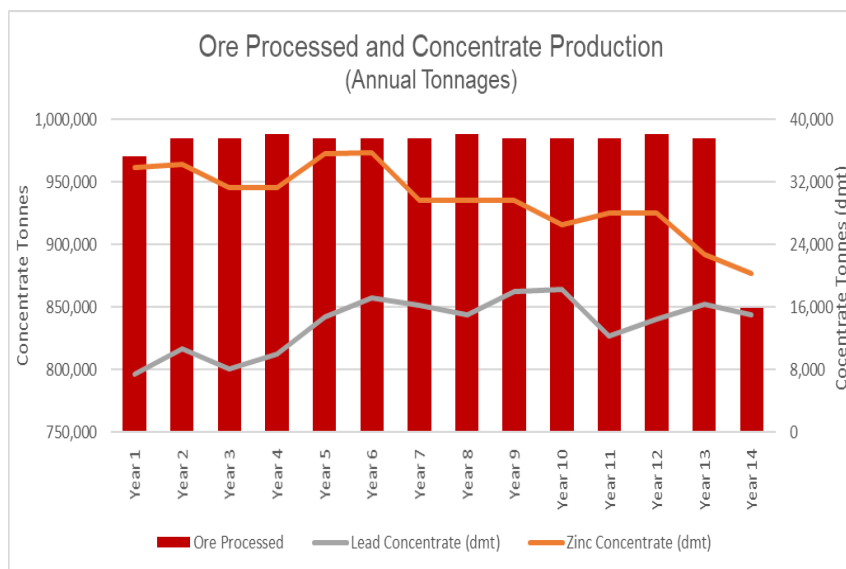
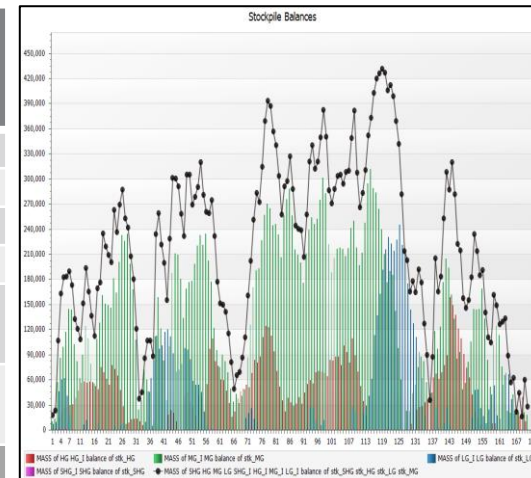
Notes:

- (1) Mineral Reserves were prepared by MineTech International Limited as independent Qualified Persons, engaged by ScoZinc Mining Ltd., to NI 43-101 standards
- (2) 2020 Mineral Reserves are as of 01 May 2020 and based on a design cut-off grade of 1.5% ZnEq grade. Cut-off grades are based on a Zinc metal price of US\$1.10/lb, recovery of 89%, a Lead metal price of US\$0.95/lb, and mining recovery of 92%. Average unplanned dilution and mining recovery factors of 12% and 92%, respectively, are assumed. For detailed notes, refer to the 2020 Pre-Feasibility Study Technical Report ("2020 PFS") filed on Sedar.com on July 29, 2020



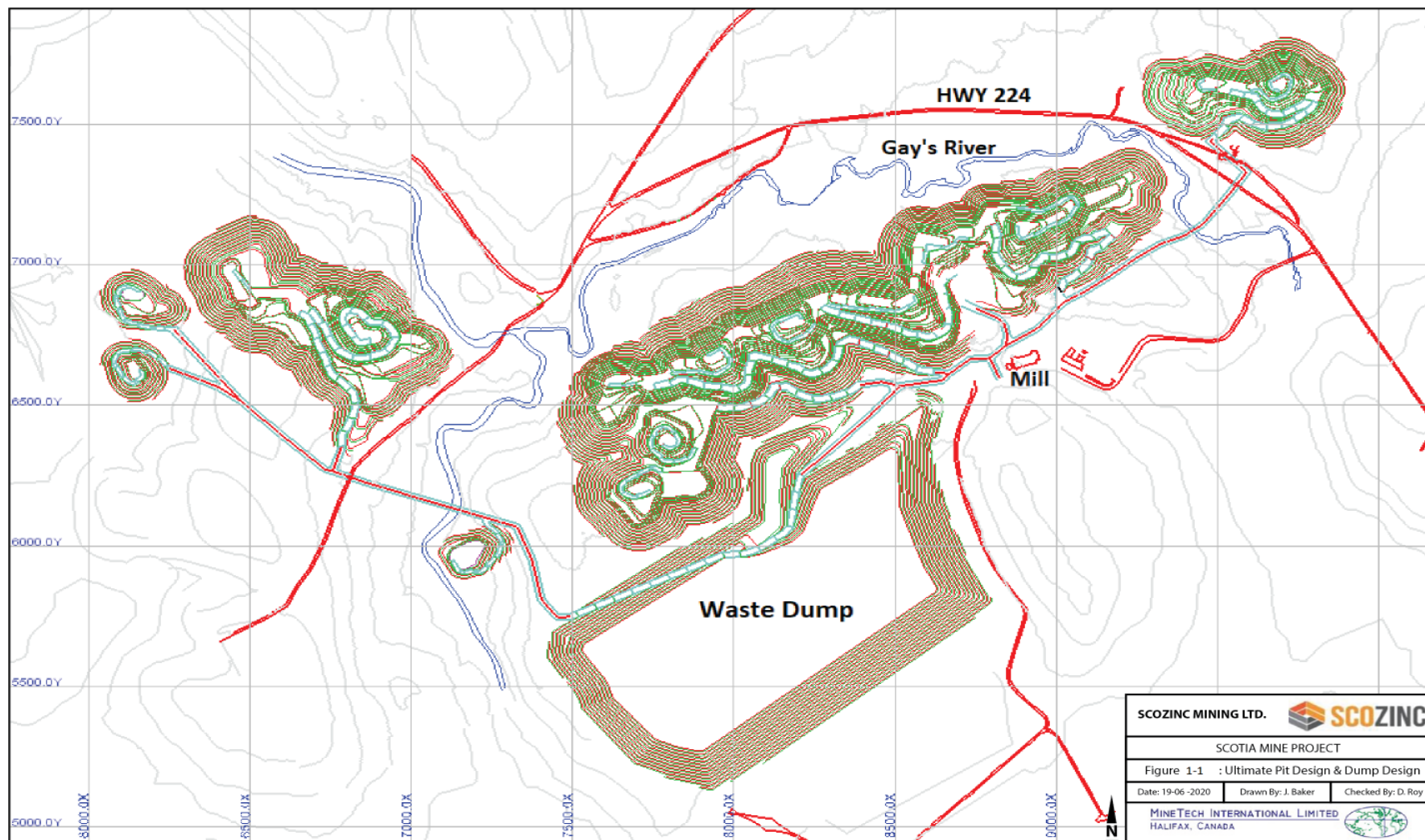
Mining, Processing and Concentrate Production for a 14-year Mine Life

Pit Phase	Ore (kt)	Zinc %	Lead %	Overburden (kt)	Gypsum (kt)	Meguma (kt)	Carbonate (kt)	Strip Ratio
MZ PH1	3,667	2.28	1.11	17,458	7,622	1,525	2,704	8.0
MZ PH2	2,121	2.30	0.76	13,536	4,655	634	1,586	9.6
MZ PH3	1,937	2.25	1.19	17,562	7,811	818	2,416	14.8
MZ PH4	1,349	1.56	1.48	11,726	514	60	3,095	11.4
NE Phase	1,024	2.60	1.22	7,360	6,325	1,027	490	14.8
Getty Phase	3,556	1.49	1.08	22,483	3,925	545	3,680	8.6
Total	13,654	2.03	1.10	90,125	30,852	4,609	13,971	10.2



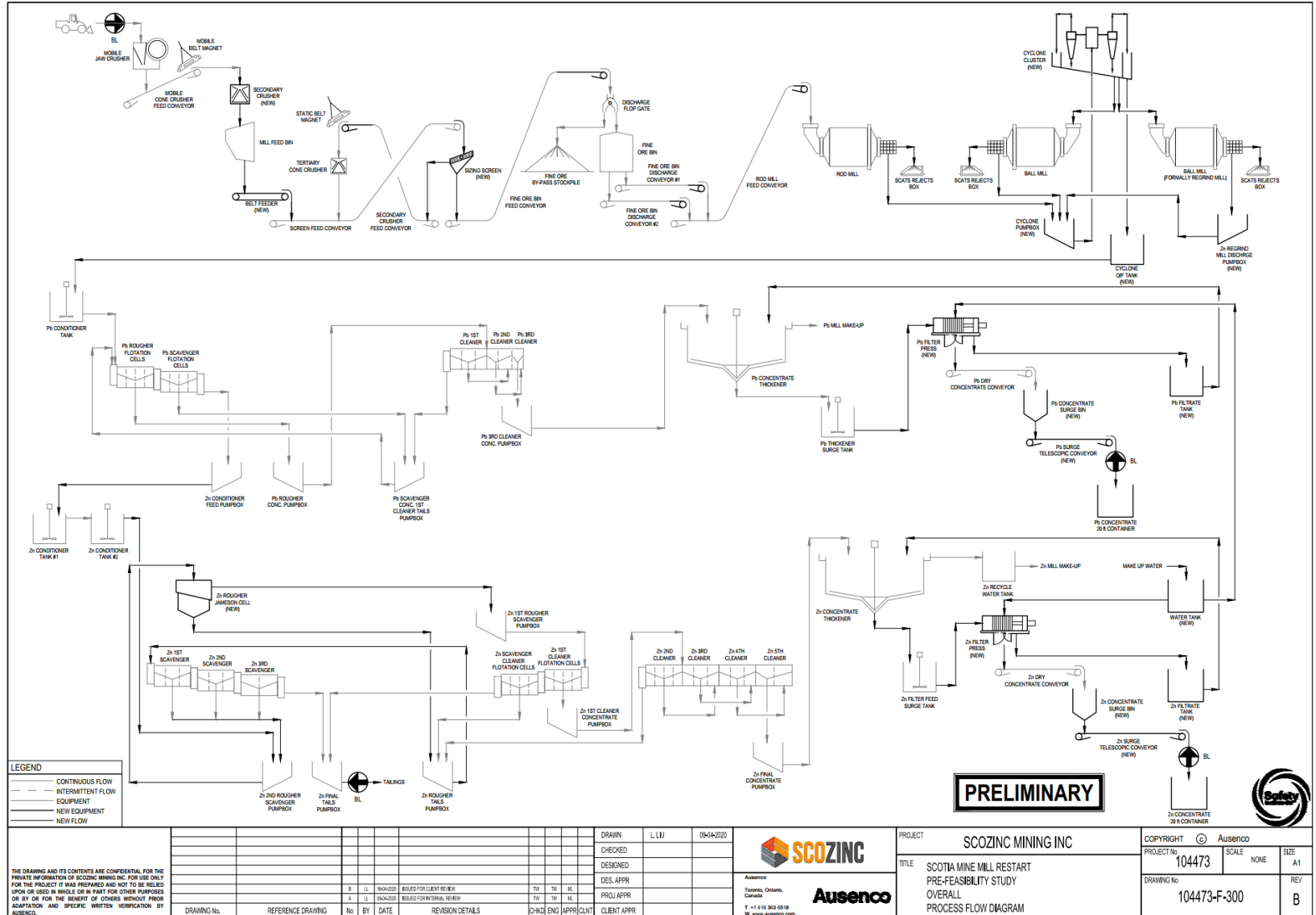
Scotia Mine: PFS Highlights

Ultimate Pit and Stockpile Designs



Scotia Mine: PFS Highlights

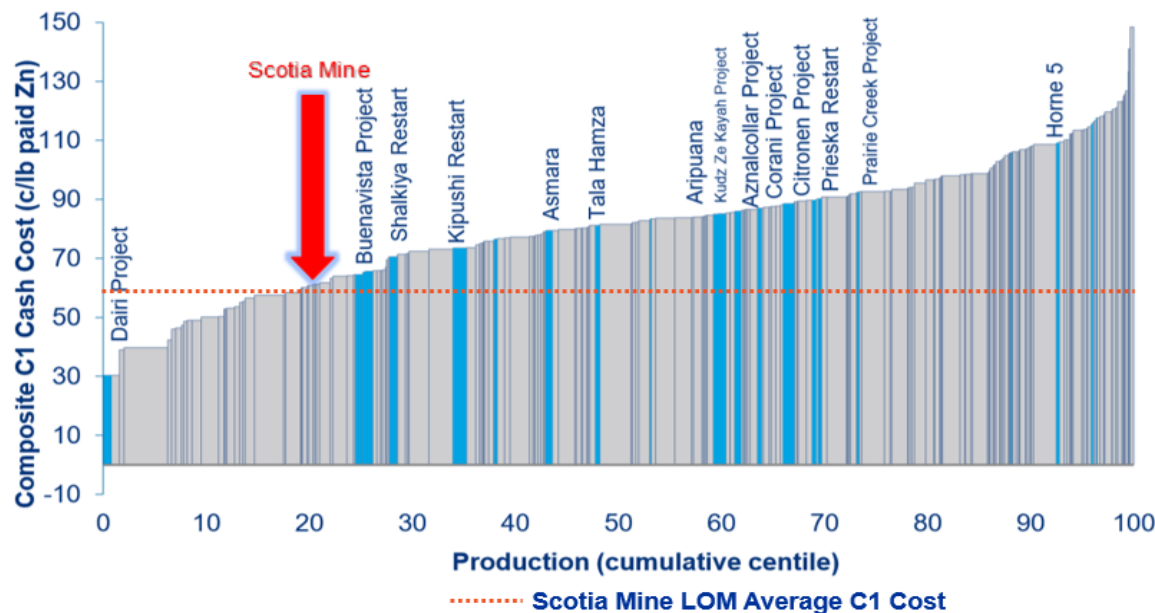
Proven Processing Methods and Fully Built & Permitted Facility



Scotia Mine: PFS Highlights

Low Forecast Cash Costs with Potential to be One of the Lowest Cost Producers

Major Cost Centre	Life of Mine Total Cost	Life of Mine Unit Cost
Mining	\$276.7M	\$20.26
Processing	\$154.1M	\$11.29
SG & A	\$31.0M	\$2.27
TC & Freight	\$271.6M	\$19.89
Total	\$733.4M	\$53.72/t milled
	C1 Cash Cost	US\$0.59/lb



Scotia Mine: PFS Highlights

Robust Economics with Low Capex, Large NPV and High IRR

Pre-Tax Net Present Value (Discount Rate 8% or 5%)	\$156M / \$206M
Pre-Tax Internal Rate of Return	52%
After-Tax Net Present Value (Discount Rate 8% or 5%)	\$115M / \$150M
After-Tax Internal Rate of Return	49%
EBITDA (Annual Average)	\$17.1M
Payback Period (Years)	2.4
Pre-Production CAPEX (incl \$2.7M contingency & \$1.2M finance)	\$30.8M
Metal Production Zinc (5 Year Annual Average)	35M lbs
Metal Production Lead (5 Year Annual Average)	15M lbs
Zinc Concentrate Grade (LOM Average)	57%
Lead Concentrate Grade (LOM Average)	71%
Processing Throughput Rate (Tonnes Per Day)	2,700
Life of Mine ("LOM") (Years)	14.25 Years
Ore Reserves Mined (LOM Total)	13.66Mt
Zinc Ore Grade (LOM Average)	2.03% Zn
Lead Ore Grade (LOM Average)	1.10% Pb
Net Revenue After Royalty & Treatment Charges	\$822M
Operating Cash Flow Before Taxes	\$335M
Financing Costs	\$4.6M
C1 Costs Over LOM¹	US\$0.59/lb
Total Operating Cost (Per tonne Milled LOM)	\$53.72/t
All-In-Sustaining-Cost (ZnEq)^{1, 2}	US\$0.60/lb
Zinc Price (LOM Average)	US\$1.19/lb
Lead Price (LOM Average)	US\$0.89/lb
Foreign Exchange Rate (CAD:USD)	0.71

All dollar amounts are expressed in Canadian Dollars unless otherwise noted

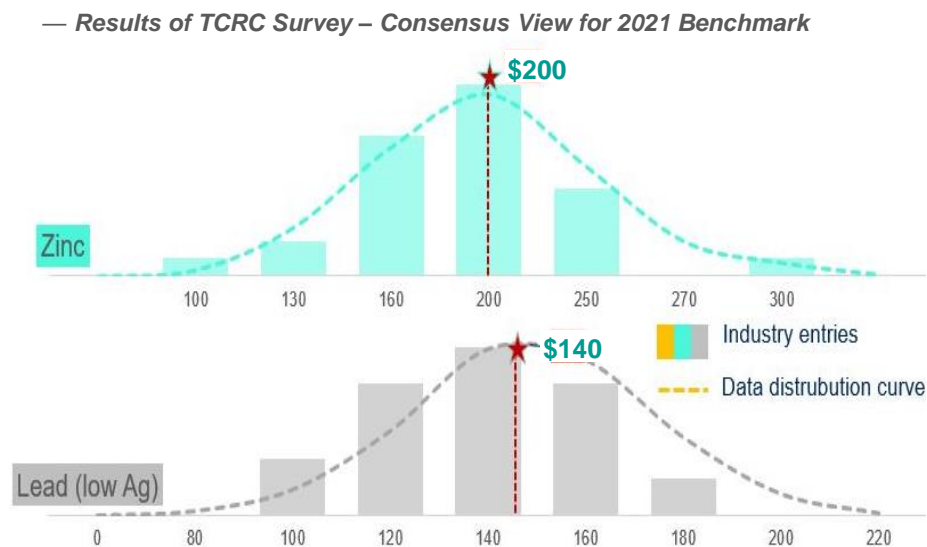
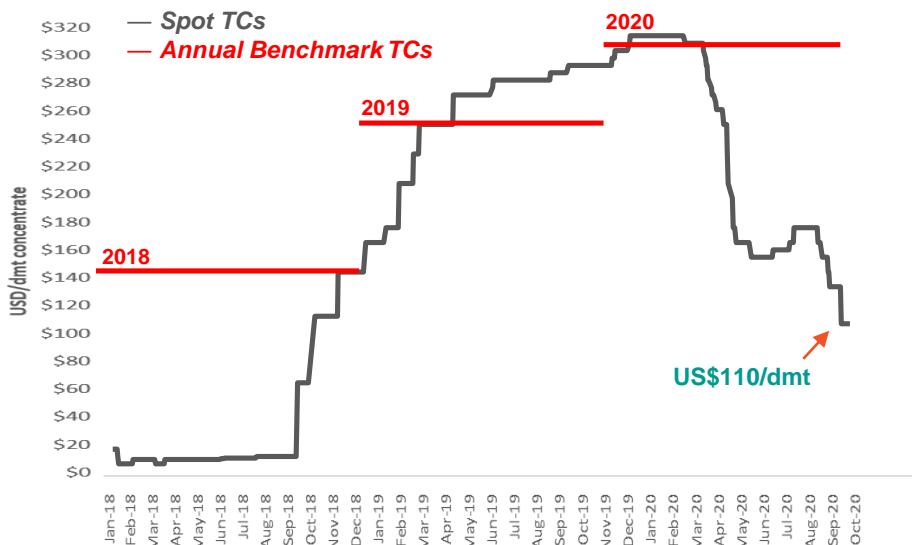
(1) After Lead credits deducted

(2) All-In-Sustaining-Costs ("AISC") are C1 Costs plus Sustaining Capital and Financing Costs

Scotia Mine: Stronger Economics

Improved Metal Prices, Falling Treatment Charges, Stronger Currency Exchange Rate Outlooks

- ❑ Firmed up commodity price outlook
- ❑ Significant reductions in zinc & lead concentrate treatment charges (zinc spot prices \$140/tonne lower than used in the 2020 PFS)
- ❑ Stronger Canadian Dollar compared to the US Dollar



Sources: Bloomberg Financial Markets, New Century Resources Ltd, Open Mineral AG

Assumptions/ Economics	July 2020 PFS ⁽¹⁾	November 2020 Outlook ⁽²⁾
TCs – Zn (US\$/ tonne)	\$250	\$200
TCs – Pb (US\$/ tonne)	\$185	\$140
Assumed CAD: USD	0.71	0.75
After-Tax NPV (8%)	\$115 M	Indicative \$48M improvement
After- Tax IRR	49%	Indicative 11% improvement
EBITDA (Annual Average)	\$17.1 M	Indicative \$3.2M improvement

Current outlook indicates strong improvements to the Scotia Mine's NPV, IRR and EBITDA

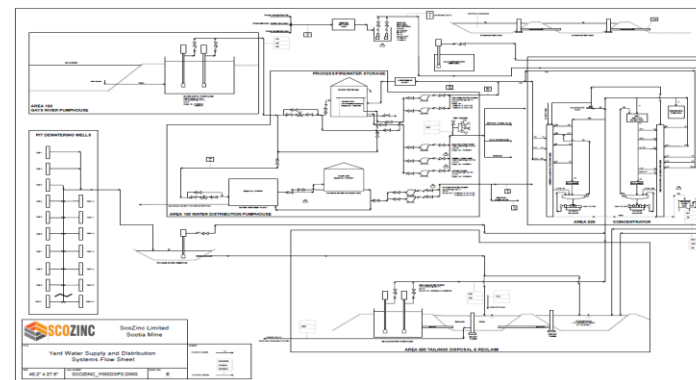
(1) For detailed notes, refer to the 2020 Pre-Feasibility Study Technical Report ("2020 PFS") filed on Sedar.com on July 29, 2020

(2) Indicative figures only. Calculations are based upon the Company's outlook and market consensus views. Figures are not NI 43-101 compliant

Scotia Mine: Infrastructure

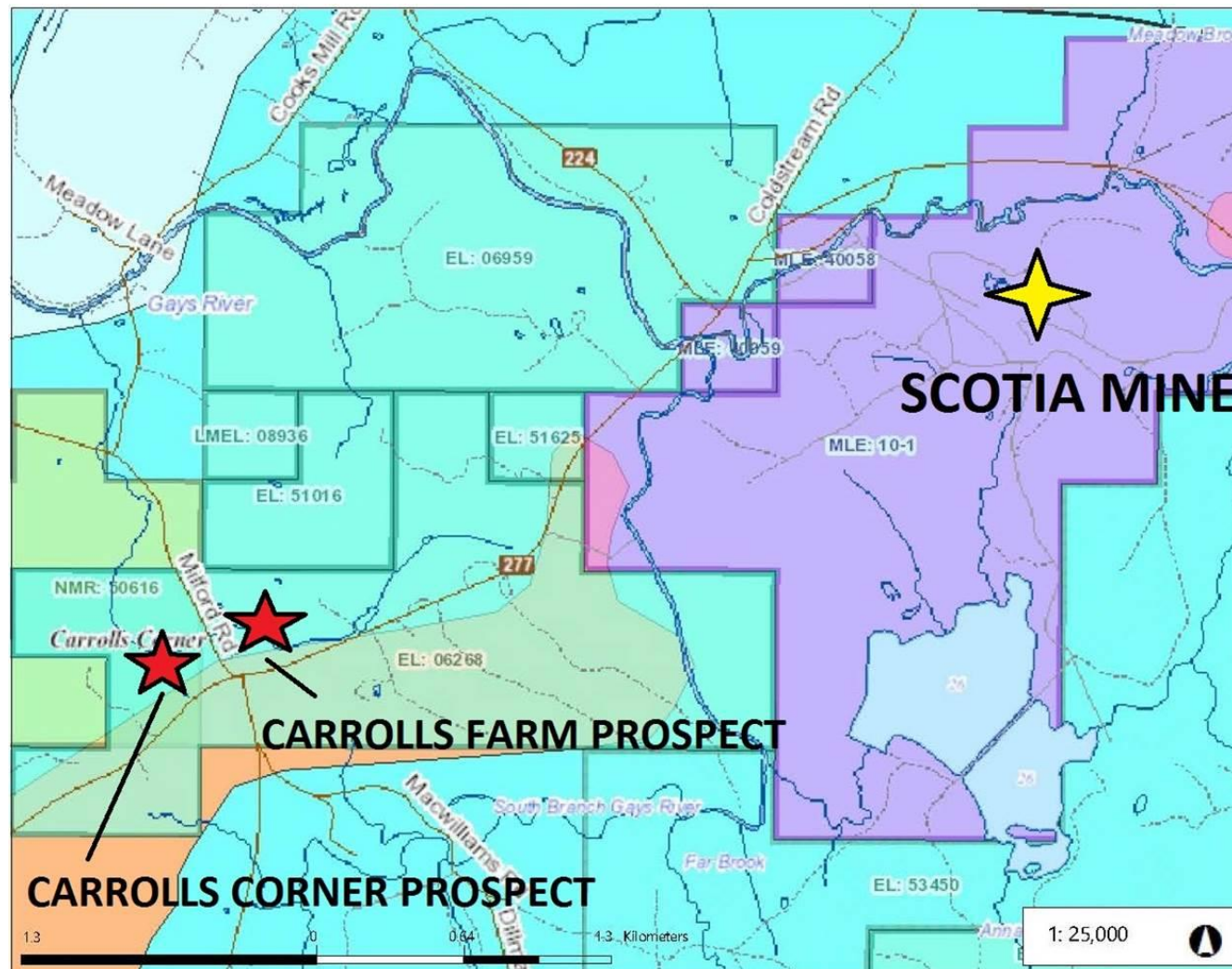
Infrastructure in Place for Commercial Production

- ✓ Mineral Leases:
 - ❑ Fully permitted for re-start within 90 days notice
- ✓ Mineral Processing
 - ❑ Processing plant consisting of crusher, rod and ball mills, flotation tanks, compressors, offices, metallurgical laboratories, tailings storage facility in good condition
- ✓ Mining:
 - ❑ Dewatering wells, haul roads
 - ❑ Waste stockpiles
- ✓ Maintenance
 - ❑ Workshops, warehouses, fuel depot
 - ❑ Large equipment and parts inventory
- ✓ Supporting infrastructure:
 - ❑ Access: all season highway access
 - ❑ Power: Nova Scotia grid
 - ❑ Water: nearby river and deep wells
 - ❑ Port: all season deep water ports
- ✓ Asset replacement estimated value: ~C\$100M



Near-Mine Exploration Upside

Adjoining Mineral Deposits and Nearby Exploration Licences Offer Longer-term Mill Feed⁽¹⁾



(1) For further information, refer to the 2020 PFS NI 43-101 Technical Report on the Company's website and at the Company's SEDAR profile, dated July 7, 2020

Zinc Explorers & Developers

ScoZinc is Undervalued Compared to its Peers who are Explorers or Developers

Company	Share Price (C\$) ¹	Market Cap. (C\$ MM)	EV (US\$ MM) ²	Mineral Resources			Mineral Reserves		Location	Existing Plant & Permits	EV per Pound (US\$/lbs)
				Mt	Zn+Pb %	Zn+Pb Lbs (MM)	Mt	Zn+Pb %			
Trevali Mining Corp.	\$0.20	\$161	\$252	75.4	8.34%	13,874	16.4	7.10%	NB, Peru, BF,	Yes	\$0.018
Venturex Resources Limited ³	A\$0.14	A\$54	\$110	26.0	3.65%	2,088	-	-	Pilbara, AU	-	\$0.052
Osisko Metals Inc.	\$0.41	\$72	\$51	58.2	6.55%	8,406	-	-	NWT, CA	-	\$0.006
Adventus Mining Corp.	\$0.80	\$105	\$48	10.2	3.11%	699	-	-	Ecuador	-	\$0.069
Foran Mining Corp.	\$0.45	\$63	\$47	34.1	2.81%	2,114	-	-	SK, CA	-	\$0.022
Fireweed Zinc Ltd.	\$1.03	\$55	\$36	50.7	9.00%	10,054	-	-	Yukon, CA	-	\$0.004
Tinka Resources Ltd.	\$0.19	\$65	\$33	56.7	6.08%	7,605	-	-	Peru	-	\$0.004
Aquila Resources Inc.	\$0.13	\$44	\$31	17.8	3.27%	1,279	-	-	MI, USA	-	\$0.024
NorZinc Ltd.	\$0.08	\$33	\$27	15.8	18.67%	6,483	8.1	23.07%	NWT, CA	Yes	\$0.004
Wolfden Resources Corp.	\$0.19	\$25	\$17	4.1	14.57%	1,310	-	-	Maine, USA	-	\$0.013
ZincX Resources Corp.	\$0.11	\$19	\$12	30.2	9.52%	6,339	-	-	BC, CA	-	\$0.002
Rathdowney Resources Ltd.	\$0.06	\$11	\$9	24.4	7.02%	3,776	-	-	Poland	-	\$0.002
Constantine Metal Resources Ltd.	\$0.18	\$9	\$7	14.3	5.63%	1,773	-	-	AK, USA	-	\$0.004
Averages					7.56%						\$0.017
Median					6.55%						\$0.006
ScoZinc Mining Ltd.	\$0.53	\$7	\$5	30.5	2.76%	1,766	13.6	3.09%	NS, CA	Yes	\$0.003

1) As at November 19, 2020

2) Exchange Rates Assumptions: USD:CAD (\$0.76) and USD:AUD (\$0.72)

3) Venturex Debt included the A\$100m offtake term sheet with Trafigura

Sources: S&P Capital IQ, Street Research, Company Internal Estimates & Technical Reports

ScoZinc Mining

Mineral Resources and Mineral Reserves

Permitted operation

Fully built mine and mill

Safe Tier 1 jurisdiction (Nova Scotia, Canada)

No debt

9 to 12 months to commercial production with a low life-of-mine C1 cash cost

✓ **ScoZinc Mining Corporation**

- ❑ New team, new results, with full Board and shareholder support
- ❑ Nova Scotia focus

✓ **Funding**

- ❑ Company fully financed through to Q1/Q2 2021

✓ **Scotia Mine**

- ❑ 100% owned and operated by ScoZinc mining professionals
- ❑ New Mineral Resource Estimation increased Resources
- ❑ Pre-Feasibility Study completed July 2020 with robust economics
- ❑ Improved metal prices and lower treatment charges since Pre-Feasibility Study was completed
- ❑ Planned commercial production within 9-12 months of Project Finance
- ❑ Project finance of approx. C\$30M for the Scotia Mine required for commercial production

✓ **Regional Opportunities**

- ❑ Existing mill capable of 2,700 tonnes per day with minor equipment upgrades
- ❑ Significant opportunity to leverage the Scotia Mine facilities regionally
- ❑ Other ScoZinc Zinc and Lead prospects are located within trucking distance to our mill



Additional Information

Permitting Status

SCOZINC PERMITS & APPROVALS						
EXISTING						
COMMON NAME	NUMBER (if applic.)	FUNCTION	GRANTING AUTHORITY	STATUS	DATE GRANTED	EXPIRY
Environmental Assessment Approval - Main Mine Area	N/A	Environmental Review	Nova Scotia Environment (Then NS Dept. of Environment & Labour)	Approval In Effect	2000-08-14	No Expiry
Environmental Assessment Approval - Southwest Expansion	N/A	Environmental Review	Nova Scotia Environment	Approval In Effect	2011-10-07	2020-10-07* *date by which project (ie, the project within the SW Expansion Area) commencement is required.
Industrial Approval – ScoZinc Mine	2006-055136-05	Operating Permit - ScoZinc Mine	Nova Scotia Environment	Approval In Effect.	2017-02-23	2027-02-23
Industrial Approval - Sheet Harbour Bulk Solids Handling Facility	2007-057986-04	Operating Permit - Sheet Harbour Bulk Solids Handling Facility	Nova Scotia Environment	Approval In Effect.	2017-11-01	2027-11-01
Mineral Lease 10-1	10-1	Required prior to the development of a mine	Nova Scotia Department of Energy and Mines (Then Department of Natural Resources)	In Good Standing	2010-04-02	2030-04-02
Mineral Lease 12-1	12-1, ("40058" in NovaROC system)	Required prior to the development of a mine	Nova Scotia Department of Energy and Mines (Then Department of Natural Resources)	In Good Standing	2013-10-02	2033-10-02
Mineral Lease 12-2	12-2, ("40059" in NovaROC system)	Required prior to the development of a mine	Nova Scotia Department of Energy and Mines (Then Department of Natural Resources)	In Good Standing	2013-10-02	2033-10-02
IN PROGRESS						
COMMON NAME	NUMBER (if applic.)	FUNCTION	GRANTING AUTHORITY	STATUS	DATE GRANTED	EXPIRY
Wetlands Alteration Approval	N/A	Required prior to altering or destorying any wetland	Nova Scotia Environment	Application being prepared by McCallum Environmental	N/A	N/A
Registration of Secondary Effluent Discharge Location SW-A1	N/A	During de-watering effluent discharge volume will greatly increase, requiring the use of this site	Environment and Climate Change Canada	Notification required upon discharge	N/A	N/A

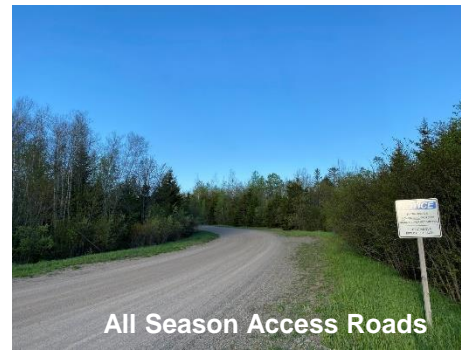
Scotia Mine Existing Assets



Open-pit



Flotation Cells



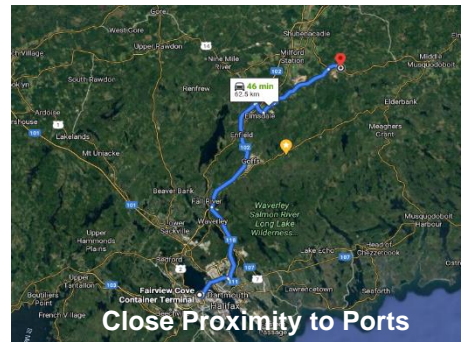
All Season Access Roads



Mill Building



Thickener



Close Proximity to Ports



Grinding Circuit



Tailing Storage Facility



Polishing Pond

Scotia Mine Existing Assets



On-site Nova Scotia Power



Warehouse & Workshop



Warehouse Inventory



Administration Buildings



Core Storage Facility



Ancillary Equipment



Weigh-bridge



Core Prep Building

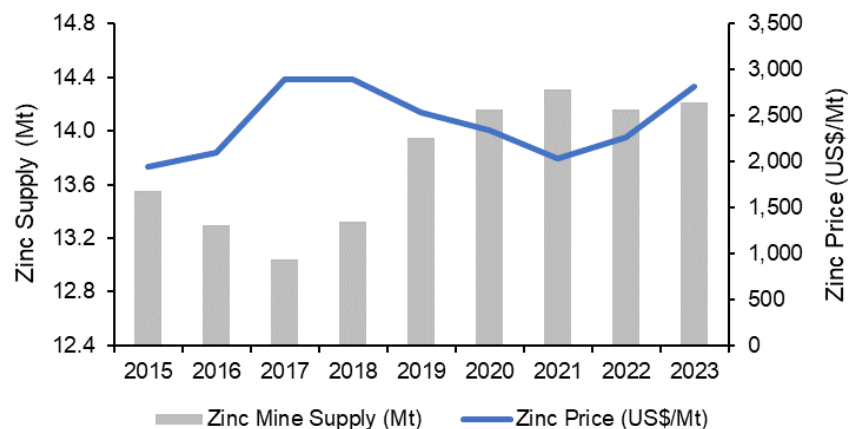


Warehouse Spares

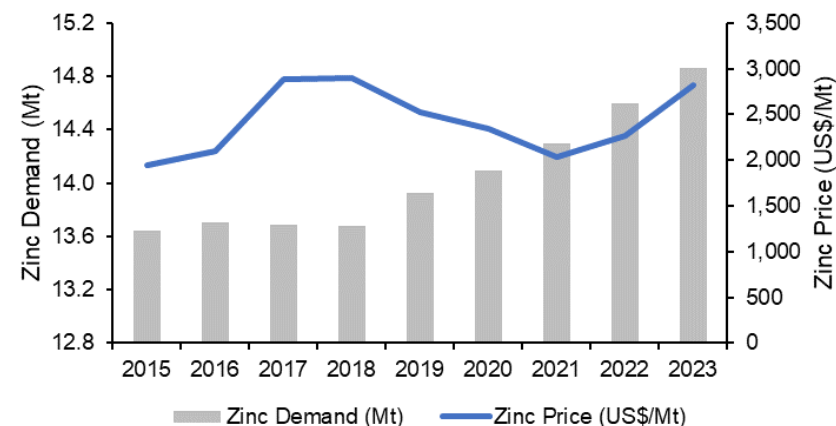
Commodity Outlook: Improving

Zinc Prices small surplus followed by larger deficits and expected increases

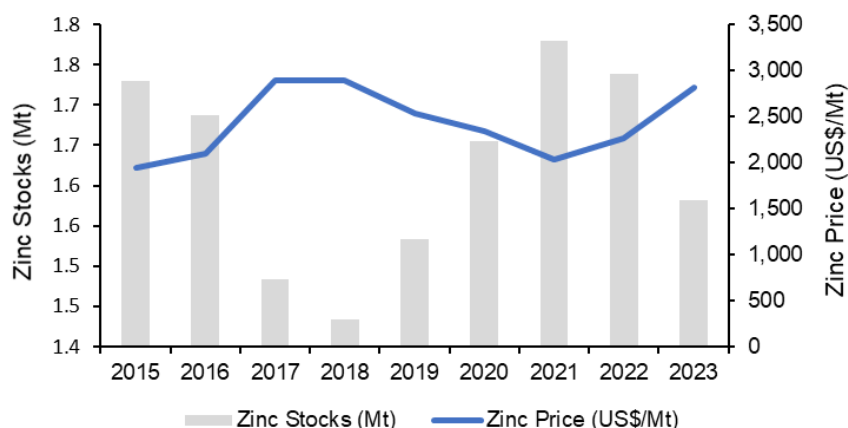
Zinc Mine Supply



Zinc Demand



Zinc Stocks



Zn & Pb demand set to grow by 1.5% p/a from 2020 to 2030

- ✓ 230,000 tonnes of additional zinc production required annually
- ✓ Lead prices also moving higher due to demand rotation

Zn & Pb prices expected to increase over longer term ⁽¹⁾

- ✓ Zinc concentrate surplus over short-term offset by additional demand
- ✓ Supply decreases from 2021, and Zinc concentrate stocks head below 50 days
- ✓ Long-term forecasts average \$1.40/lb Zinc and \$1.05/lb Lead

Exchange rate (USD to CAD) expected to remain bound in 0.75 to 0.77 range

TSX – Venture Trading

Trading Symbol	SZM
Share Price (November 19 th , 2020)	C\$0.53
52-Week Low	C\$0.28
52-Week High	C\$0.90
Total Common Shares Issued	14.1 M
Market Capitalization	C\$7.5 M

Shareholder Base (est.)

Institutional	16%
Insiders	30%
Retail	54%

Recent Financing Details

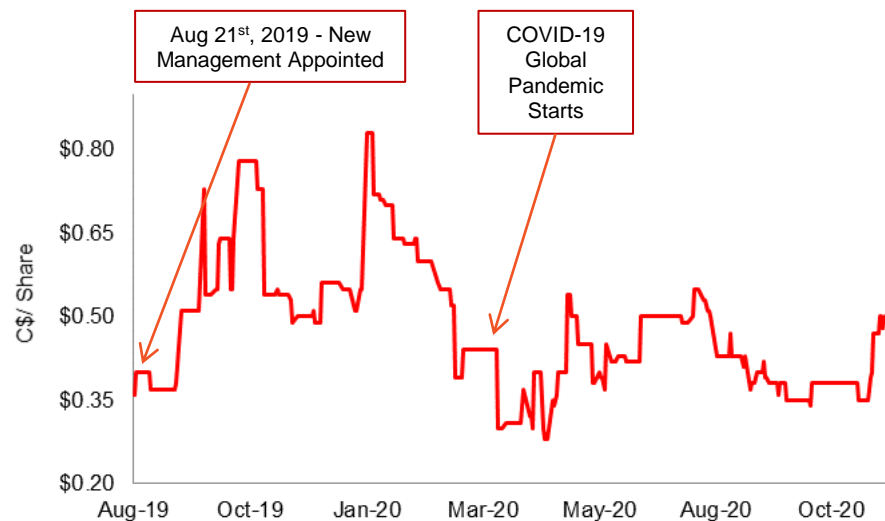
- August 2019: Private Placement of C\$1,300,000:**
 2,500,000 Units (40c share, 55c 2-year warrant)
 30% over-subscribed by 750,000 Units (C\$300,000)
- May 2020: Private Placement of C\$1,150,000:**
 3,833,333 Units (30c share, 50c 2-year warrant)
 130% over-subscribed by 2,166,667 Units (C\$650,000)
- Use of Proceeds:**
 PFS, G&A, Working Capital

Capitalization Summary

Shares Issued	14,084,794
Warrants ¹	7,633,333
Compensation Warrants ²	99,531
Options	875,000
Total Shares (fully-diluted)	22,692,658

1. 3,833,333 @ \$0.50 exp. May 2022; 3,250,000 @ \$0.55 exp. Sep. 2021; 550,000 @ \$0.75 exp. Apr. 2021
2. 62,531 @ \$0.50 exp. May 2022 and 37,000 @ \$0.75 exp. April 2021

Share Price Performance⁽¹⁾



(1) Source: Bloomberg Financial Markets

Directors and Management

Management

Mark Haywood

President & CEO, Director

- > +25 years of mining and development experience, open pit & underground operations
- > Previous senior roles with Anglo Gold Ashanti, Goldfields, IAMGold, Ivanhoe, BHP and Placer Pacific. Previous CEO of TSX and TSX.V companies, including CEO of Calvista Gold Corp. (grew from ~C\$16m to >C\$80 million & sold to AUX)
- > Degrees in Mining Engineering (Hons) and Law

Robert Suttie

CFO

- > +20 years of experience in financial reporting and compliance, including 10 years in public accounting roles. He also serves as CFO to a number of junior mining companies listed on the TSX Venture Exchange and other stock exchanges. Specialization in accounting and financial disclosure, business combinations, asset carve-outs and spin-out transactions.

Simion Candrea

VP Investor Relations

- > +15 years of investment banking and financial services experience in Canada and Europe, working with ABN AMRO Bank, RBC Dominion Securities, Jennings Capital Inc. and AltaCorp Capital Inc.

Directors

Ashwath Mehra

Chairman

- > 30 years of financing, building and trading in Mining and Metals
- > Former Senior Partner at Glencore International AG, where he ran the Ni and Co businesses, and former CEO and co-owner of MRI Trading AG
- > BSc Philosophy and Economics (London School of Economics and Political Science)

Mark Haywood

President & CEO, Director

- > See above

Christopher Hopkins

Director

- > +25 years of financial management experience in the Natural Resources industry
- > Currently CFO of Relay Medical Corp. and Central Timmins Exploration Corp.
- > CA and MBA from Schulich School of Business at York University

Mark Billings

Director

- > +20 years of financial experience
- > Currently CEO of Central America Nickel and Auxico Resources
- > BA (Political Science), MBA Harvard Business School, Chartered Financial Analyst (CFA)

SCOZINC MINING LTD.

Head Office:

1959 Upper Water Street
Suite 1301, Tower 1
Halifax, Nova Scotia
Canada, B3J 3N2

Site Office:

#15601 Highway 224
Cooks Brook
Nova Scotia
Canada, B0N 2H0

Telephone:

(+1) 902 482 4481

Email:

info@ScoZinc.com

Web site:

www.ScoZinc.com

